



Online Payment Form Instructions

Online Payment Form Instructions

1. If you have not already done so; go to myaccount.gcu.edu and set up your password.



GRAND CANYON UNIVERSITY™

FIND YOUR PURPOSE



Accounts@GCU

Welcome to Grand Canyon University's password management site! This site will allow you to register your GCU password for our self-service password reset and set up your password. Your GCU password is used to access the Portal, Email, ANGEL, and the Library.

If you need help, the following resources are available:

- [Help Using Accounts@GCU - Student](#)
- [Help Using Accounts@GCU - Faculty](#)
- [Video Walkthrough](#)

Password Management



[Register for Password Reset](#) [Reset my Password](#)

Contact Tech Support

Hours
Monday - Friday
6 a.m. - 12 a.m. MST

Saturday - Sunday
7 a.m. - 12 a.m. MST

Top ▲



GRAND CANYON UNIVERSITY™

Grand Canyon University © 2011 - All Rights Reserved. - Call 1.877.860.3951 Grand Canyon University is an accredited university founded in 1949. We offer online education, online degree programs, campus based classes, MBA degree programs and an Executive MBA.

Online Payment Form Instructions

2. Access your student portal at student.gcu.edu then click on either location shown below.

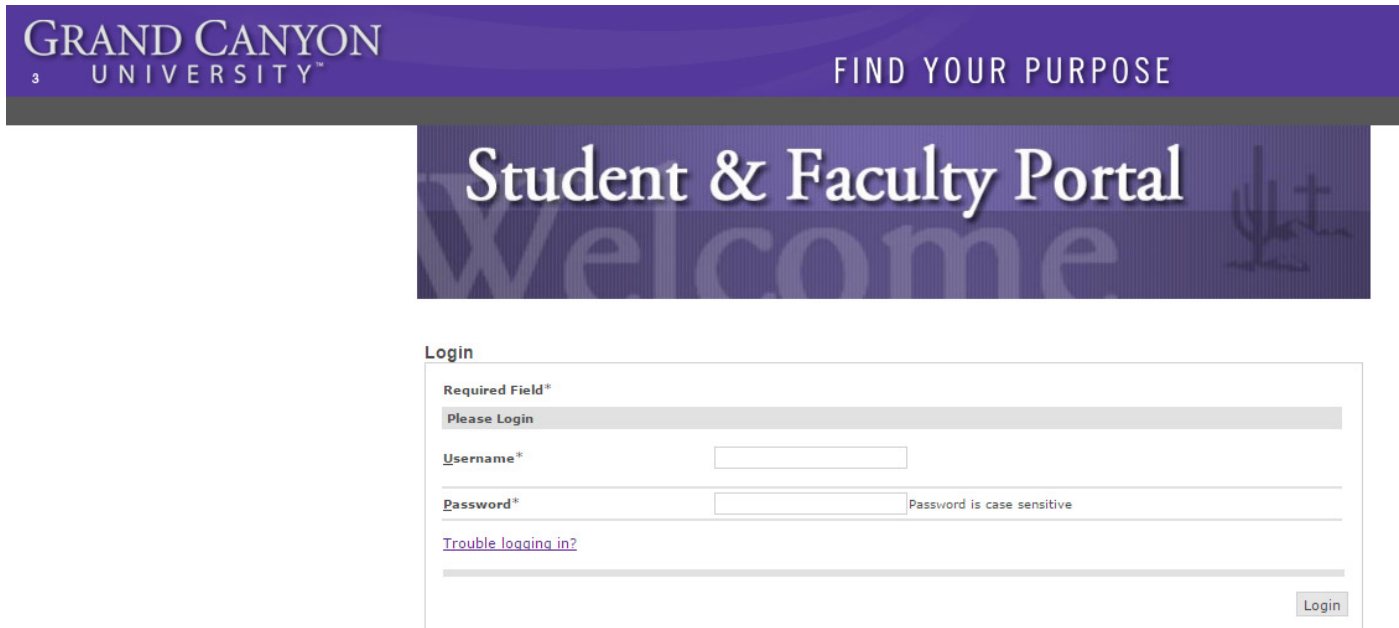
The screenshot shows the top navigation bar of the Grand Canyon University website. The header includes the university logo, navigation links for Student Affairs, Student Resources, Transfer Center, and Academics, and utility links for 1-855-GCU-LOPE, Request Information, and Apply Now. Below the navigation bar is a large image of diverse students. Underneath the image, there are four buttons: 'Current Students' (highlighted with a red box), 'Parent Login', 'Tech Support', and 'Live Chat'.

3. Click 'Student Portal'.

The screenshot shows the Student & Faculty Portal page. The header features the Grand Canyon University logo and the slogan 'FIND YOUR PURPOSE'. The main heading is 'Student & Faculty Portal' with a 'Welcome' message in the background. Below the heading, there is a 'Current Status' section stating 'At this time all systems are operational.' and a 'Launch the CampusVue Portal' section. This section contains three links: 'Student Portal Homepage' (highlighted with a red box), 'Faculty Portal Homepage', and 'Employer Portal Homepage', each with a sub-link for login.

Online Payment Form Instructions

4. Login.



The screenshot shows the top navigation bar of the Grand Canyon University website. On the left, the logo reads "GRAND CANYON UNIVERSITY" with a small "3" below "UNIVERSITY". On the right, the text "FIND YOUR PURPOSE" is displayed. Below this is a large banner for the "Student & Faculty Portal" with the word "Welcome" in a large, faint font. Underneath the banner is a "Login" form. The form includes a "Required Field*" label, a "Please Login" message, and input fields for "Username*" and "Password*". A note next to the password field states "Password is case sensitive". A link for "Trouble logging in?" is provided below the password field. A "Login" button is located at the bottom right of the form.

5. Click 'My Finances'; the box will expand and then click 'Make Payment Online'.



The screenshot shows a vertical dropdown menu with the following items: "Campus Info", "Academics", "My Profile", "My Finances" (highlighted in a dark blue bar), "Account Information", "Make Payment Online" (highlighted with a red rectangular box), "Payment Information", "Invoices", "My Financial Aid", "My Documents", "Quick Links", and "My Housing".

Online Payment Form Instructions

6. Click the 'I accept the above payment agreement' box and click 'Continue'.

Account Information

Select Enrollment

Your balance for the selected enrollment is

[Pay Now](#)

Account Details Payment Schedule **Make a Payment** My Statements

By making a payment online, you are authorizing Grand Canyon University (GCU) to debit funds by way of an electronic funds transfer from your checking or credit card account. By authorizing this electronic funds transfer you understand and agree that Grand Canyon University (GCU) is not liable for erroneous bank statements or incorrect debits to your account. You are advised to refer to the terms and conditions provided by your bank concerning electronic transfers before making your payment. In no event shall Grand Canyon University (GCU) be liable to any party for any direct, indirect, incidental, consequential, punitive or other damages including without limitation, any lost profits, lost savings, loss of information, etc. that are related to the use or the inability to use the content, materials and functions of the site or any linked website. Once you submit your payment it cannot be reversed. If you wish to place a stop payment order on your payment request after submission, you must contact your financial institution immediately.

I accept the above payment agreement

CONTINUE

7. Click 'Add payment method' and then click '+ Add a New Credit Card'.

Account Details Payment Schedule **Make a Payment** My Statements

Enter your payment information below. To add another payment method, click on the Add a Payment Method link.

Online Payment Information

Make my payment from

Card Verification #

[What is this?](#)

Payment Amount

(Do not use commas)

Payment Information

We have the following credit card information on file.

Type	Number	
		Remove
		Remove
		Remove

[+ Add a New Credit Card >>](#)

[Back to Account Information](#)

Online Payment Form Instructions

8. Complete the form and click 'Save'.

Required Field*

Credit Card Information

Card Holder Firstname*

Card Holder Lastname*

Credit Card Type*

Card Number*

Expiration Date*

Billing Address

Address*

Apartment Number

City*

State*

Zip*

9. Fill out the form and click 'Pay'.

Account Information

Select Enrollment

Your balance for the selected enrollment is

[Pay Now](#)

Account Details **Payment Schedule** **Make a Payment** **My Statements**

Enter your payment information below. To add another payment method, click on the Add a Payment Method link.

Online Payment Information

Make my payment from [Add a Payment Method](#)

Card Verification # [What is this?](#)

Payment Amount (Do not use commas)

NOTE: If we receive your request to make a payment by 1 p.m. Eastern Time (ET), on a business day, your payment will post to your school account that business day. If we receive your request to make a payment after 1 p.m., your payment will post on the next business day. School business days are Monday through Friday, excluding Federal holidays.